


Session A – Library

Christie Turbeville, BCPS Tech Specialist



1. **Mobile Devices** - iPads/iPods/iPhones, Kindles, Nooks, Nexus Tablets, e-Readers / Tips and Tricks

- Saving the Battery on your Device*
- Videos Sideways? Editing Pictures... (**BUMP app!**)*
- Accessibility Features – Restrictions, Voice Over, Guided Access*
- Free eBook Sites*
- Apps (List of Paid and Free) – <http://ww2.bullittschools.org/technology/> then click on the Resources tab, Teacher Resources, iPad info (halfway down list)...apps are at the bottom of the page.*



2. **Web Tools to Use at Home** for Projects – a handout is attached with many more websites that are free (sometimes with email signup)

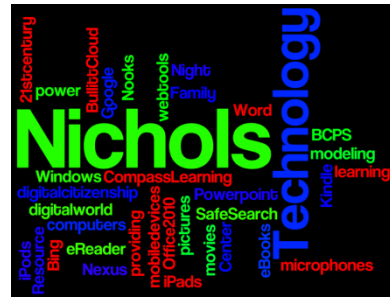
- Photostory** – creating a movie with photos, voice, and music*
- Glogster** – digital posters online – <http://edu.glogster.com>*
- Voki** – creating online avatars (characters) that talk – <http://www.voki.com>*
- Wordle / Tagxedo** – creating pictures or text with Words at <http://www.wordle.net> or <http://www.tagxedo.com> (great for shirt iron-on prints, posters, pictures, name plates)*
- MovieMaker** – Windows Live Moviemaker is a FREE and easy way to crop, edit, and finalize videos/movies (and add pictures, text, music, voice, and more) without an expensive editing program*
- QR Codes** – easily create and read QR Codes / students use these in learning centers, to display work digitally without a computer attached, or to create a “secret code” for scavenger hunts - <http://qrcode.kaywa.com/> - creator site*



UPDATES needed on Computer – Java (www.java.com) and Adobe Flashplayer (www.adobe.com)

Session B – Computer Lab

Susan Jenkins, BCPS Tech Specialist



1. **Compass Learning** (<http://odyssey.bullittschools.org>) at Home – Reminders and Tracking

- Checking the Backpack at Home – parent login and cheat sheet
- Computer Requirements for Home Use
- Redoing Activities at Home or School
- MAP Tests and Assignments
- Mobile Access to Compass



Compass Learning “Parent” Cheat Sheets:

http://ww2.bullittschools.org/technology/?page_id=668 (Parent Items at bottom of page.)

2. **Safe-Searching on the Internet** at Home

- Bing Safe Searching (Bing Bar / reset every time) - <http://www.bing.com/preferences.aspx>
- Google Safe Searching (Remains On after setup) –
 - <http://www.google.com/preferences>
 - <http://support.google.com/websearch/bin/answer.py?hl=en&answer=510>
 - <http://www.safesearchkids.com/google-kids.html>
- Parental Controls with Google Account
- Parental Controls on your Computer in “Control Panel”
- Searching Tips and Tricks using Symbols in Search Bar - <http://bcspgooglesearchtools.wikispaces.com/>

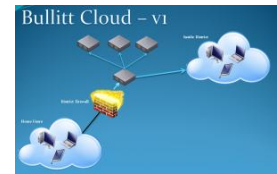


Session C – Science Lab

Keith Barnes, BCPS Tech Specialist



1. **Bullitt Cloud** (<http://cloud.bullittschools.org>) – cheat sheet
 - a. Load documents to school folders from home
 - b. Use Office Tools (Word, Powerpoint, Excel) from home (even if you don't have Office on computer)
 - i. Edit documents for school at home
 - ii. Create new documents at home, save to school folder
 - c. Access school files from home



2. **Windows 7** Tips and Trick (cheat sheet)
 - a. Desktop Gadgets / Personalization
 - b. Snip-It Tool
 - c. Calculator
 - d. Sticky Notes



3. **Office 2010** Tips and Tricks (cheat sheets)
 - a. Editing Ribbon on Top of Office 2010 Tools
 - b. Templates in Office for Document Creation
 - c. Inserting Pictures
 - d. Photo Editor – cropping, compressing



Student

4. **Student Email Address** – all 3rd-12th grade students have a BCPS email address and have been trained at school on access. A cheat sheet for home access is attached.

5. **Purchasing Office 2010 / Windows 7** at discounted prices with a valid Student E-mail Address (3rd- 12th graders).
 - a. Ask your teacher for more information on purchasing or...
 - b. Email the building technology specialist directly at christie.turbeville@bullitt.kyschools.us (Please be sure to include student's first and last name and school location in the email in order to receive the code.)